

No. 1

施工前①

---

---

---

---

---

---

---

---

---

---



No. 2

施工前②

---

---

---

---

---

---

---

---

---

---



No. 3

施工前③

---

---

---

---

---

---

---

---

---

---



No. 4

足場架設完了①

---

---

---

---

---

---

---

---

---

---



No. 5

足場架設完了②

---

---

---

---

---

---

---

---

---

---



No. 6

外壁調査

---

---

---

---

---

---

---

---

---

---



No. 7

躯体素地補修

施工前

---

---

---

---

---

---

---

---



No. 8

躯体素地補修

樹脂モルタル成形

---

---

---

---

---

---

---

---



No. 9

躯体素地補修

完了

---

---

---

---

---

---

---

---



No. 10

鉄筋爆裂補修

施工前

---

---

---

---

---

---

---

---



No. 11

鉄筋爆裂補修

錆ケレン

---

---

---

---

---

---

---

---



No. 12

鉄筋爆裂補修

錆止め塗布

---

---

---

---

---

---

---

---



No. 13

鉄筋爆裂補修

樹脂モルタル成形

---

---

---

---

---

---

---

---



No. 14

鉄筋爆裂補修

完了

---

---

---


---

---

---

---

---



No. 15

0.3mm以上

ひび割れ補修

施工前

---

---

---

---

---

---

---

---



No. 16

0.3mm以上

ひび割れ補修

Uカット



No. 17

0.3mm以上

ひび割れ補修

プライマー塗布



No. 18

0.3mm以上

ひび割れ補修

ポリウレタンシーリング

充填



No. 19

0.3mm以上

ひび割れ補修

樹脂モルタル成形

---

---

---

---

---

---

---

---



No. 20

0.3mm以上

ひび割れ補修

完了

---

---

---

---

---

---

---

---



No. 21

サッシュ周囲

シーリング打替え

施工前

---

---

---

---

---

---

---

---



No. 22

サッシュ周囲

シーリング打替え

既存シーリング撤去




No. 23

サッシュ周囲

シーリング打替え

プライマー塗布



No. 24

サッシュ周囲

シーリング打替え

変成シリコンシーリング

充填





No. 25

サッシュ周囲

シーリング打替え

完了



No. 26

打継目地

シーリング打替え

施工前



No. 27

打継目地

シーリング打替え

既存シーリング撤去



No. 28

打継目地

シーリング打替え

プライマー塗布

---

---

---

---

---

---

---

---



No. 29

打継目地

シーリング打替え

変成シリコンシーリング

充填

---

---

---

---

---

---

---

---



No. 30

打継目地

シーリング打替え

完了

---

---

---

---

---

---

---

---



No. 1

屋上

施工前①

---

---

---

---

---

---

---

---



No. 2

屋上

施工前②

---

---

---

---

---

---

---

---



No. 3

屋上

立上り

施工前

---

---

---

---

---

---

---

---



No. 4

屋上

立上り

既存シート撤去

---

---

---

---

---

---

---

---



No. 5

屋上

立上り既存シート撤去

完了

---

---

---

---

---

---

---

---



No. 6

屋上

切付け塩ビ鋼板取付

---

---

---

---

---

---

---

---



No. 7

屋上

ディスク取付

---

---

---


---

---

---

---

---



No. 8

屋上

ボンド塗布

---

---

---

---

---

---

---

---



No. 9

屋上

ラジアルシート貼り

---

---

---

---

---

---

---

---



No. 10

屋上

平場

塩ビシート貼付け

---

---

---


---

---

---

---

---



No. 11

屋上

立上り

塩ビシートボンド塗布

---

---

---

---

---

---

---

---



No. 12

屋上

立上り

完了

---

---

---

---

---

---

---

---



No. 13

屋上

新規改修ドレン取付①

---

---

---

---

---

---

---

---



No. 14

屋上

新規改修ドレン取付②

---

---

---

---

---

---

---

---



No. 15

屋上

脱気筒取付①

---

---

---


---

---

---

---

---



No. 16

屋上

脱気筒取付②

---

---

---

---

---

---

---

---



No. 17

屋上

新規軒先金物取付①

---

---

---

---

---

---

---

---



No. 18

屋上

新規軒先金物取付②

---

---

---

---

---

---

---

---





No. 19

屋上

完了①

---

---

---

---

---

---

---

---



No. 20

屋上

完了②

---

---

---

---

---

---

---

---



No. 21

バルコニー

施工前

---

---

---

---

---

---

---

---



No. 22

バルコニー

ケレン清掃

---

---

---

---

---

---

---

---



No. 23

バルコニー

樹脂モル塗布

---

---

---


---

---

---

---

---



No. 24

バルコニー

プライマー塗布

---

---

---

---

---

---

---

---



No. 25

バルコニー

高強度型ウレタン塗布

---

---

---

---

---

---

---

---



No. 26

バルコニー

トップコート塗布

---

---

---

---

---

---

---

---



No. 27

バルコニー

完了

---

---

---

---

---

---

---

---



No. 28

東面小庇

施工前

---

---

---

---

---

---

---

---



No. 29

東面小庇

樹脂モル塗布

---

---

---

---

---

---

---

---



No. 30

東面小庇

プライマー塗布

---

---

---


---

---

---

---

---



No. 31

東面小庇

高強度型ウレタン塗布

---

---

---

---

---

---

---

---



No. 32

東面小庇

ウレタン塗布状況

---

---

---

---

---

---

---

---



No. 33

東面小庇

トップコート塗布

完了

---

---

---

---

---

---

---

---



No. 1

完了①

---

---

---

---

---

---

---

---

---

---



No. 2

完了②

---

---

---

---

---


---

---

---

---

---



No. 3

完了③

---

---

---

---

---

---

---

---

---

---